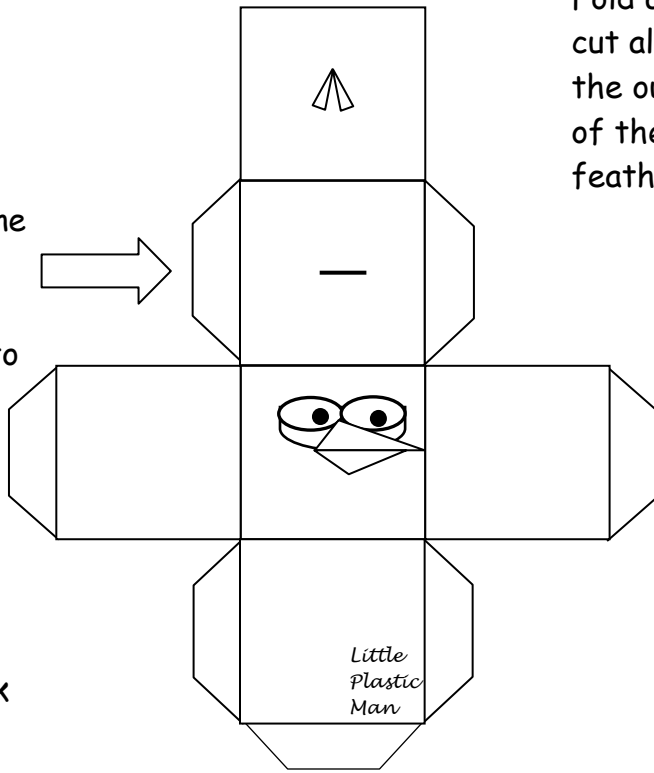


ANGRY BIRDS

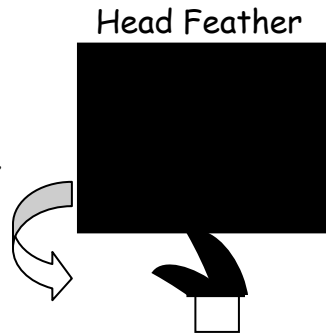
By Little Plastic Man
littleplasticman.blogspot.com

Cut along the outline of the black line. The opening is for the head feather to go in



Fold along the black lines

Fold and cut along the outline of the feather

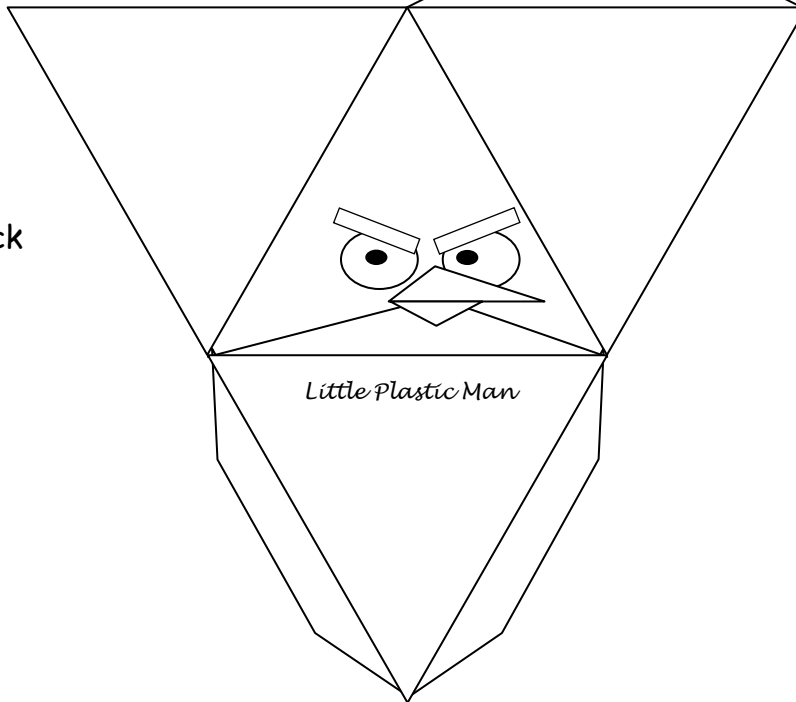



ANGRY BIRDS

By Little Plastic Man
littleplasticman.blogspot.com

Glue Head Feather
onto Head

Glue Tail Feather
here



Fold along the black
lines

Head Feather

Tail Feather



Fold and
cut along
the outline
of the
feather



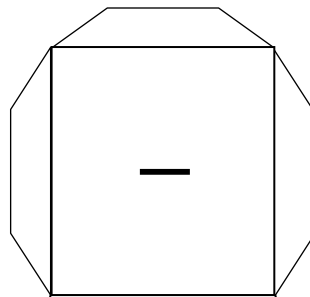
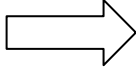
Fold and
cut along
the outline
of the
feather





ANGRY BIRDS

By Little Plastic Man
littleplasticman.blogspot.com

Cut along the outline of the black line. The opening is for the head feather to go in




Fold along the black lines



Fold and cut along the outline of the feather




Head Feather



By Little Plastic Man
littleplasticman.blogspot.com



Fold along the white lines

Cut along the outline of the white line.
The opening is for the head feather to go in



Head Feather

Fold and cut along the outline of the feather

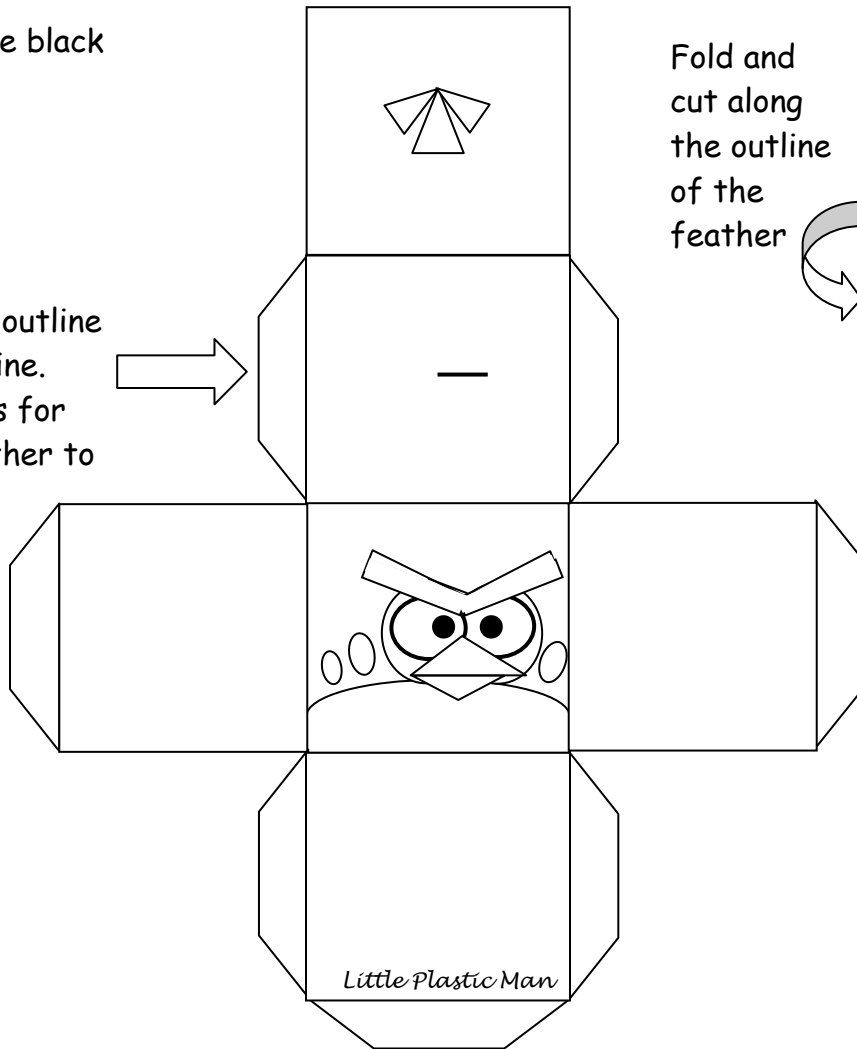


ANGRY BIRDS

By Little Plastic Man
littleplasticman.blogspot.com

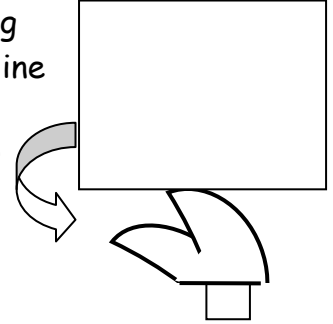
Fold along the black lines

Cut along the outline of the black line. The opening is for the head feather to go in



Fold and cut along the outline of the feather

Head Feather



ANGRY BIRDS

By Little Plastic Man
littleplasticman.blogspot.com